



**RM** | SHIFTING  
REVENUE  
ENGAGEMENTS

 **à la cart**   
order, eat, burp!

# **Nestlé** PROFESSIONAL® **Merchant Guidebook**

## **B2B Purchase via** **REVENUE MONSTER**

[Portal](#) 



• **Install Plug-in** •



## Sign In

to Revenue Monster Portal



[Forgot Password?](#)

[Sign Up](#)

Sign In

## STEP 1

Log in to **Revenue Monster** merchant portal.



## STEP 2

Go to **"Services"** and select **"More"**.

The screenshot displays the RM Merchant Dashboard for user Mohamed yussuf@revenuemo... The left sidebar menu includes: Loyalty & eVoucher, Chat Tools, eVoucher Store, Store Management, Terminals, Sub-merchant, Services (highlighted with a red box and a yellow circle with the number 2), Yo Point Checkout, eKYC, à la carte, Yo Point, More (highlighted with a grey box and a grey arrow pointing from the Services menu item), Settings, and Developer. The main content area shows 'Today's Transactions' with a Gross Volume of RM 0.10. A line chart shows a single transaction peak. Below the chart is a summary table:

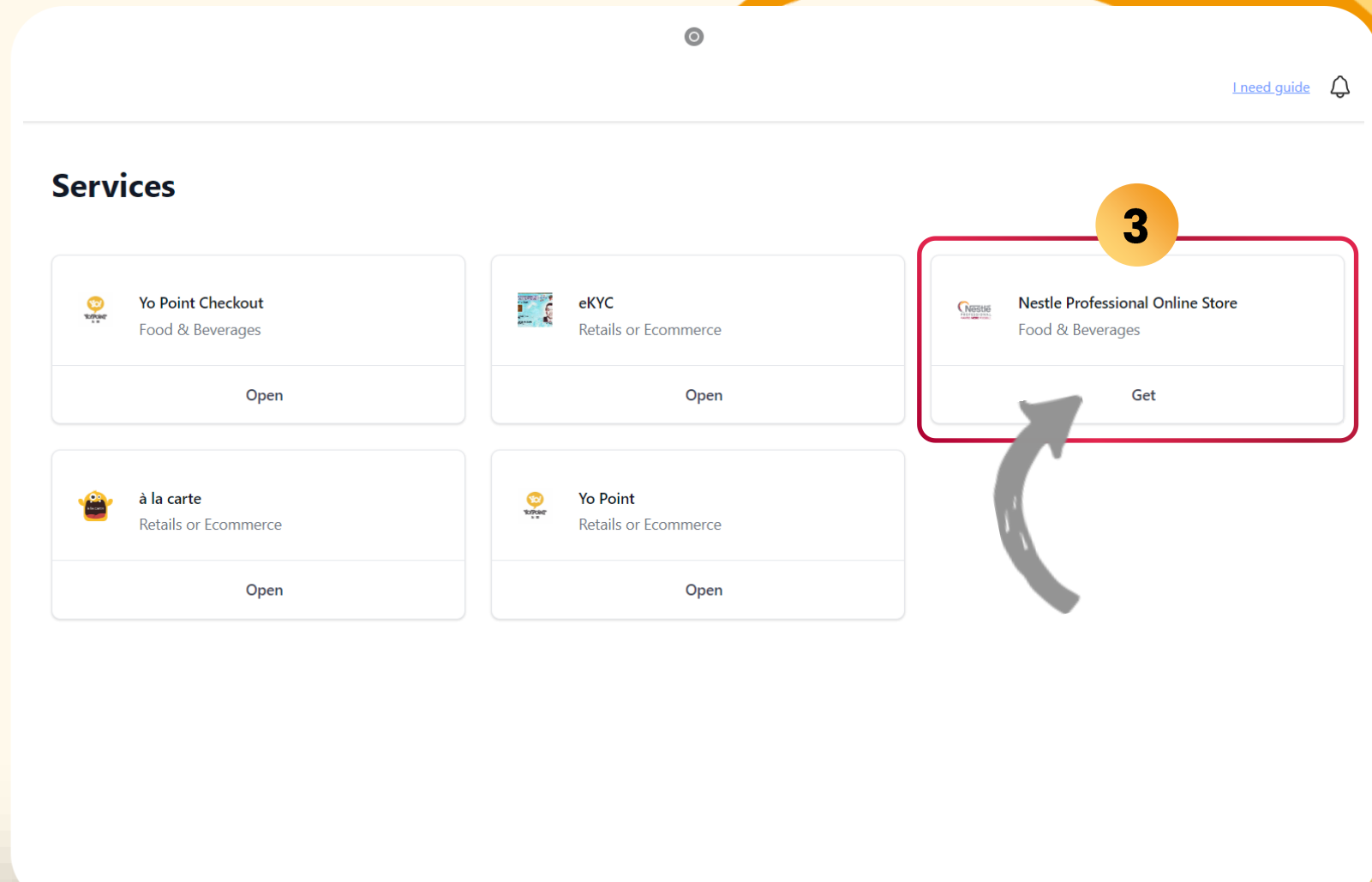
Total (Transaction count)	Average (RM)
1	0.10

Below the summary table is a section for 'Periodical Reports'.



**STEP 3**

Find Nestle Professional Online Store and click the **“Get”** button.



## Service



Nestlé Professional Online Store

Food & Beverages

0.0.1

4

Install

STEP

4

Click the **“Install”** button to install Nestlé Professional plug-in.

Nestlé Professional Online Store



**RM** Merchant Dashboard

Mohamed  
yussuf@revenuemo...

- Store Management
- Terminals
- Sub-merchant
- Services** (5)
- Yo Point Checkout
- eKYC
- Nestle Professional Online Store
- à la carte
- More
- Settings

Today's Transactions

Gross Volume  
RM 0.00

Total (Transaction count)	Average (RM)

## STEP 5

After successfully installing the plug-in, you can see the “**Nestle Professional Online Store**” section under “**Services**”.



---

# How to Purchase & Redeem Exclusive Offer

---



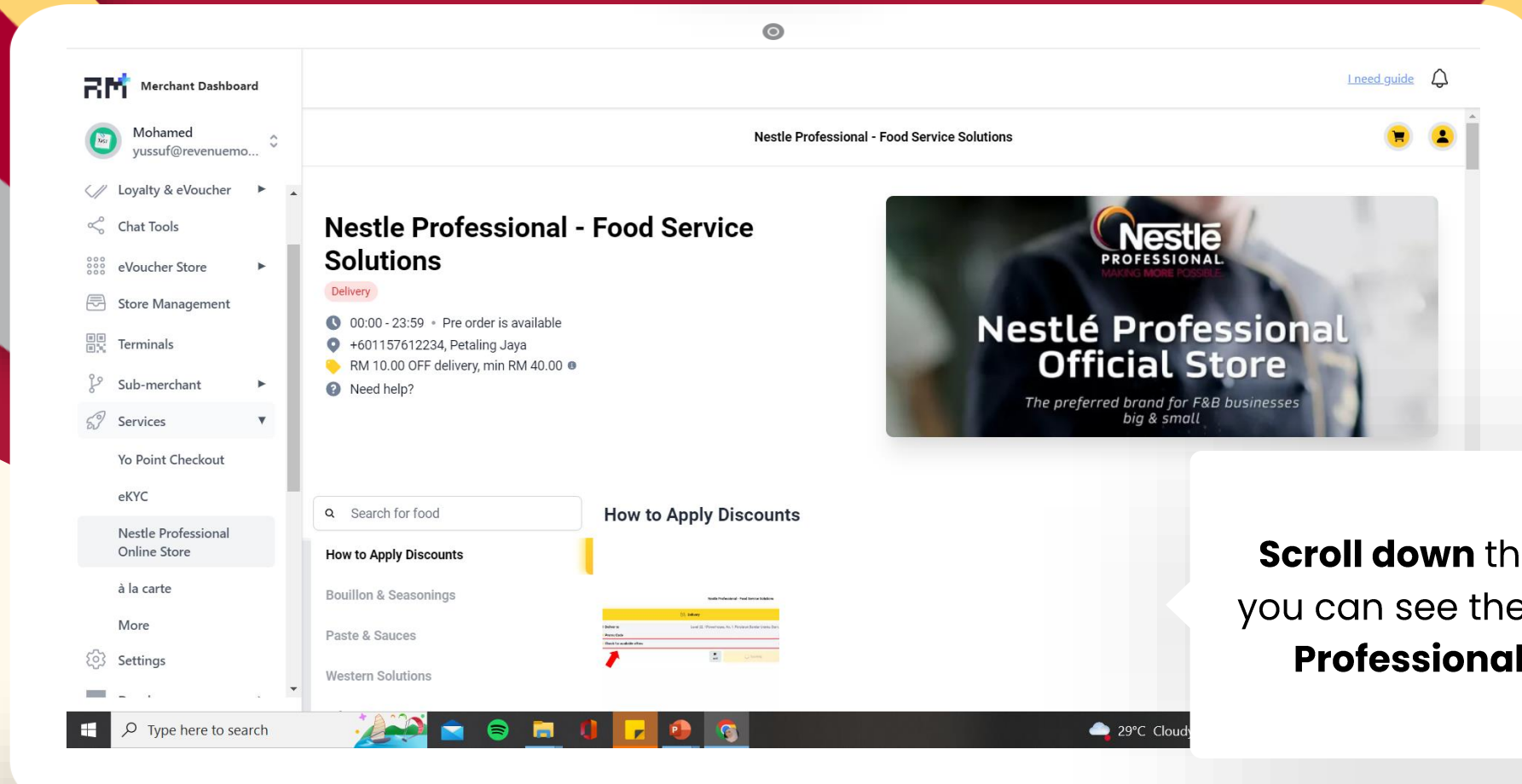
**STEP 1**

Go to **“Nestle Professional Online Store”**

The screenshot shows the Merchant Dashboard interface. At the top left, there is a logo with the letters 'RM' and the text 'Merchant Dashboard'. Below this, the user's name 'Mohamed yussuf@revenuemo...' is displayed with a dropdown arrow. The main navigation menu on the left includes: Store Management, Terminals, Sub-merchant, Services, Yo Point Checkout, eKYC, **Nestle Professional Online Store** (highlighted with a red box and a yellow circle containing the number '1'), à la carte, More, and Settings. On the right side of the dashboard, there is a section titled 'Today's Transactions' which shows a 'Gross Volume' of 'RM 0.00'. Below this is a bar chart area with a y-axis labeled '00:00' and a table with columns for 'Total (Transaction count)' and 'Average (RM)'.



# STEP 2



**Scroll down** this page and you can see the list of **Nestlé Professional** products.

[I need guide](#)

Nestle Professional - Food Service Solutions

Search for food

Bouillon & Seasonings

Paste & Sauces

Western Solutions

Others

Confectionary


Hot/Hot Over Ice Solutions

Cold Solutions

Standard Beverages


Creamer

### Standard Beverages




**RM 49.50** +

**MILO Activ-Go Softpack - 3.2kg**  
Natural goodness of cocoa, milk and malt to fuel you to...



**RM 54.10** +


**MILO Activ-Go Sachets - 15g x 150 (Carton)**  
MILO contains ACTIV-GO, giving you a nutritious start...



**3**

**RM 38** +

**NESCAFÉ CLASSIC Pack Kopi Segera - 500g**  
Personalised cup with its signature NESCAFÉ coffee...



**RM 108.10** +

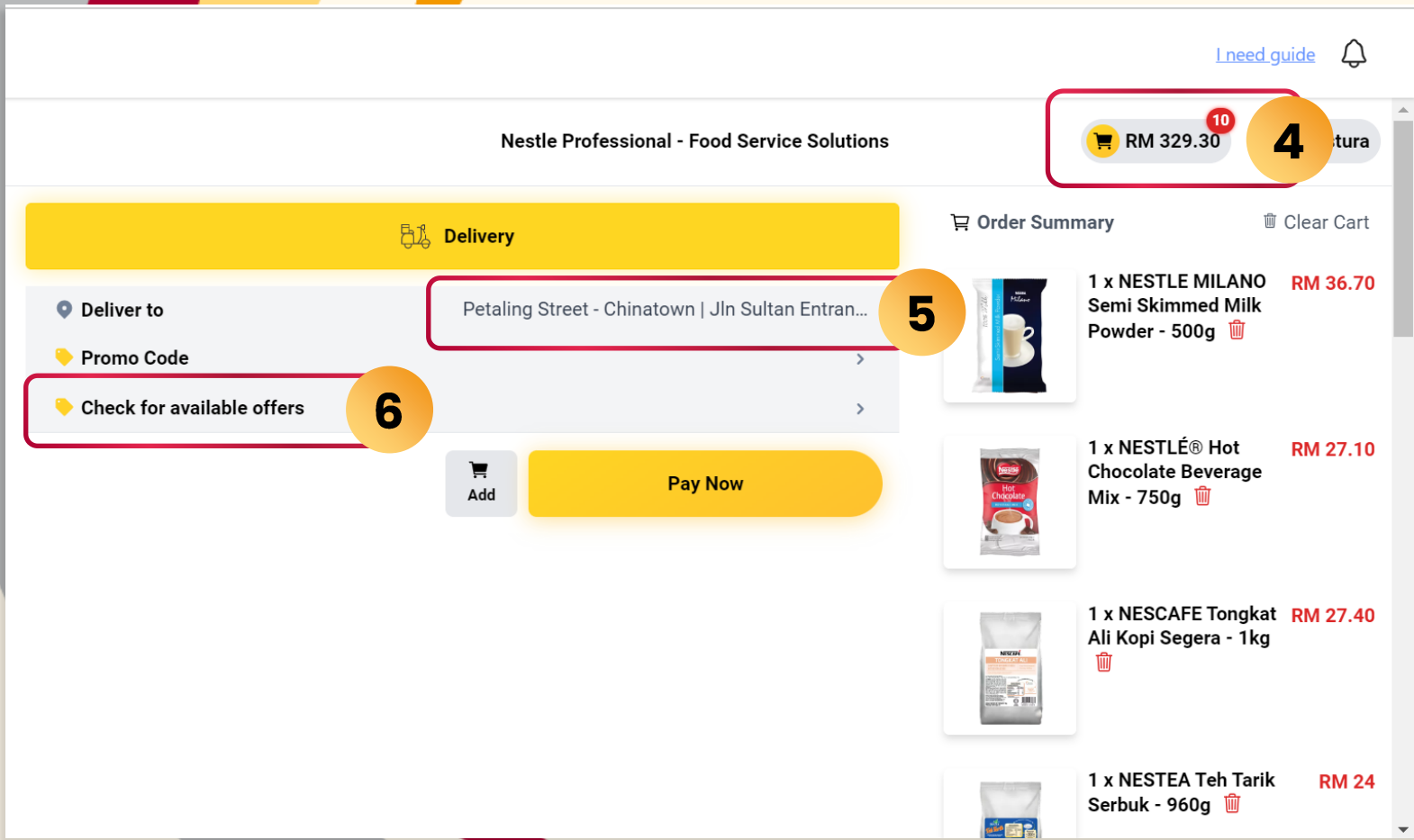
**NESCAFÉ CLASSIC Stickpack - 2g x 48 (Carton)**  
Personalised cup with its signature NESCAFÉ coffee...

## STEP 3

Choose your preferred products and click + to add to your cart.

Note: For first time purchase, you are entitled to enjoy **EXCLUSIVE** promotion up to **RM100** off.





## STEP 4

Click on the  to continue your purchase.

## STEP 5

Enter your Delivery Address.

## STEP 6

Click on "**Check for available offers**" and select the applicable voucher.



## STEP 7

Continue to make the payment with your preferred methods.

We **accept more than** 13 local & foreign e-Wallets, Online banking, Debit & Credit Cards!

< Back



Toby Spring Sdn Bhd

Pay for

RM **229.30**

Order ID 630c6558d499342a9bd11049

Title Pay to Nestle Professional - ...

Powered by | | [Terms](#) [Privacy](#)

### Payment method

eWallet

Online Banking

Card



支付宝  
Alipay



Boost



Grab Pay



Maybank  
QRPay



PrestoPay



Touch 'n  
Go  
eWallet



微信支付  
WeChat  
China



Shopee  
Pay





**Sit back & relax. Your order will be delivered to your doorstep.**



- EXCLUSIVE PROMOTION FOR FIRST TIME PURCHASE -

SPEND RM100 & GET  
**RM20 OFF**

SPEND RM200 & GET  
**RM50 OFF**

SPEND RM300 & GET  
**RM100 OFF**



Shop  **Nestlé**  
PROFESSIONAL® **Now!**

\*T & C apply